



ACTIVETM
AgriScience
activeagriscience.com

TECHNOLOGY
BEYOND
the POINT
of NUTRITIONTM

Active AgriScience Inc. supports the farming community by providing innovative, effective, and economical products that increase yields. A leader in plant nutrient and bioactive compound research and technology, Active AgriScience uses rigorous scientific methods to develop and enhance products to improve farm production and profits.

3422 Millar Avenue
Saskatoon, SK, S7K 5Y7, Canada
tel.: 604.864.0154



**TECHNOLOGY
SUPPORTING
PLANT
POLLINATION**



Active FLOWERTM provides nutrients, polyamines and organic acids to support and enhance plant fertility. It improves pollen hydration, germination, pollen tube growth and viability, and encourages bee foraging activity which increases fertilization. Plants produce more fruit sets and an increased number of larger and more uniform pods and seeds, ultimately resulting in greater yields.



INCREASED POLLEN TUBE GROWTH:

Active FLOWERTM contains nitrogen, potassium, and a polyamine complex to support pollen tube growth and accumulation of secretory vesicles in pollen tubes.

INCREASED FERTILIZATION:

Active FLOWERTM helps regulate anther dehiscence and pollen hydration, and increases pollen volume and viability.

INCREASED VOLUME and SIZE of FRUIT SETS, PODS, and SEEDS:

Active FLOWERTM increases fertilization and supports carbohydrate and nucleic acid metabolism, sugar transport, cell differentiation and maturation. This results in a higher volume of larger, more uniform, high quality fruits, pods, and seeds.

INCREASED BEE VISITATIONS:

The polyamines present in Active FLOWERTM help attract bees, resulting in greater fertilization and minimal abortive flowers.

INCREASED NUTRIENT MOBILIZATION and ABSORPTION:

Active FLOWERTM boosts the uptake of calcium, magnesium, and potassium.

INCREASED PERFORMANCE UNDER STRESS CONDITIONS:

Active FLOWERTM benefits are unaffected by unfavourable conditions. It maintains the ability to simultaneously upregulate desirable pathways and downregulate undesirable pathways, allowing plants to maximize their genetic potential under cold, wet or drought conditions.

GUARANTEED MINIMUM ANALYSIS:

Total Nitrogen (N).....	8%
Available Phosphate (P2O5).....	4%
Soluble Potash (K2O).....	12%
Boron (B)(actual)	2.0%
Copper (Cu) chelated(actual).....	0.05%
Iron (Fe) chelated (actual)	0.09%
Manganese (Mn) chelated(actual)	0.1%
Zinc (Zn) chelated (actual)	0.05%
EDTA (chelating agent)	1.42%



ACTIVE[™]
AgriScience
 activeagriscience.com

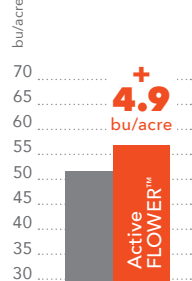
DIRECTIONS for USE:

General Crop Use: apply at fungicide timing as a foliar spray using 2.5 L per hectare (1 L per acre) with a minimum of 50 L water per hectare (20 L / acre) for ground applications and 30 L of water per hectare (12 L / acre) for aerial applications. Allow a minimum of 3 weeks between applications. Canola, soybean, peas, lentils and other pulse crops: apply once at the 5% - 30% bloom stage. Corn: apply once at the tassels stage. Flax: apply 1-2 times, once beginning at the 5% blooming stage. Repeat once more as needed. Hops: apply once at the 5-30% bloom stage. Berry: apply twice, once beginning at the 5% bloom stage and again beginning at the 50% bloom stage. Fruit and nut trees: apply once at the 10% bloom stage using a minimum of 300L of water per hectare (120 L / acre). Repeat once more at the 50% bloom stage as needed. Tomato: apply once at the 5% - 20% bloom stage.

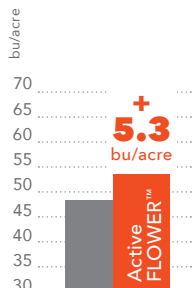
COMPATIBILITY: This product is compatible with most fertilizers, and pesticides. If compatibility is uncertain, conduct a jar test prior to use. Add tank-mix partners in the following order: water, agrochemical, Active FLOWER[™].

* 3rd party field research with Ag-Quest, BC Grain, ICMS, Mara and New-Marc Research

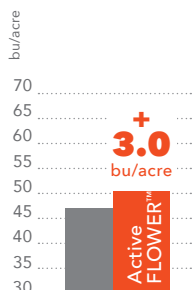
CANOLA



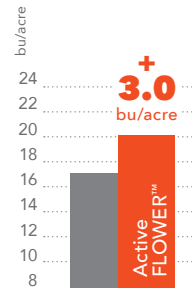
SOYBEAN



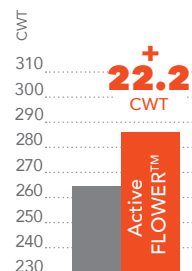
PEAS



LENTILS



POTATOES



CANOLA • 6 YEAR AVERAGE YIELD DATA *

TREATMENTS	YIELD - 2013 (bu/acre)	YIELD - 2014 (bu/acre)	YIELD - 2015 (bu/acre)	YIELD - 2016 (bu/acre)	YIELD - 2017 (bu/acre)	YIELD - 2018 (bu/acre)	6 YEAR AVERAGE (bu/acre)	% CHANGE
Check	45.0	52.0	44.7	33.8	57.7	38.85	51.8	0
Active FLOWER [™]	49.5	63.1	48.0	38.8	59.3	40.85	56.7	9

SOYBEAN • 6 YEAR AVERAGE YIELD DATA *

TREATMENTS	YIELD - 2013 (bu/acre)	YIELD - 2014 (bu/acre)	YIELD - 2015 (bu/acre)	YIELD - 2016 (bu/acre)	YIELD - 2017 (bu/acre)	YIELD - 2018 (bu/acre)	6 YEAR AVERAGE (bu/acre)	% CHANGE
Check	68.0	10.1	60.6	68.7	38.3	42.0	48.0	0
Active FLOWER [™]	74.0	20.8	61.9	72.1	46.5	44.6	53.3	11

PEAS • 3 YEAR AVERAGE YIELD DATA *

TREATMENTS	YIELD - 2016 (bu/acre)	YIELD - 2017 (bu/acre)	YIELD - 2018 (bu/acre)	3 YEAR AVERAGE (bu/acre)	% CHANGE
Check	51.8	54.5	35.0	47.0	0
Active FLOWER [™]	56.0	56.9	37.0	50.0	6.2

LENTILS • 3 YEAR AVERAGE YIELD DATA *

TREATMENTS	YIELD-2016 (bu/acre)	YIELD-2017 (bu/acre)	YIELD-2018 (bu/acre)	3 YEAR AVERAGE (bu/acre)	% CHANGE
Check	10.4	19.8	22.0	17.0	0
Active FLOWER [™]	11.8	23.8	24.0	20.0	14.4

POTATO • 2 YEAR AVERAGE YIELD DATA *

TREATMENTS	YIELD-2018 (CWT)	YIELD-2019 (CWT)	2 YEAR AVERAGE (CWT)	% CHANGE
Check	253.1	274.8	264.0	0
Active FLOWER	266.9	305.4	286.2	8.4

